



# September

Name \_\_\_\_\_ # \_\_\_\_\_

## Memory String Book Report

In Eve Bunting's The Memory String, a girl remembers important events in her life with a collection of buttons, charms, baubles, and "what-nots".



For this book report, you need to put together a memory string about your fiction book that visually tells about the book you read.

- **Objects** for this book report can be created or found, i.e. drawings, clip art, found objects, art projects, etc. that represent the events, important ideas, and people in your book.
- Your project should be about 3 feet long.
- If you use paper for this project, you must back it with something stronger, so your pieces do not curl up.
- Put the title of the book and author at the top of your string, your name is at the bottom.

Fill out all the forms and have a grown-up text/email 1) a picture of the 3 project sheets AND 2) a picture of you holding your project. Examples are on the back of the checklist.

### This organizer is part of this project!

Title of Book:

Author:

Number of Pages:

What object are you going to use to represent each element of the story? Sketch a rough draft of it here.	Explain how that object symbolizes that element of the story? Use complete sentences.
Main Character	How does this object symbolize your main character?
Setting	How does this object symbolize the setting?
Problem	How does this object symbolize the problem?





















Important Event #1	How does this object symbolize Important Event #1?
Important Event #2	How does this object symbolize Important Event #2?
Important Event #3	How does this object symbolize Important Event #3?
<p>Turning Point</p> <p>A "turning point" is the place in the story where a big change happens that is beneficial to the main character.</p>	How does this object symbolize your Turning Point?
Conclusion	How does this object symbolize your conclusion?

# September

Name \_\_\_\_\_ # \_\_\_\_\_


## Memory String Book Report Checklist

Fill out this form and have grown-ups text/email 1) a picture of all the project sheets AND 2) a picture of you holding your project.

Teacher	Me	Checklist Items
<i>Work Habits</i>		
	<input type="checkbox"/>  <input type="checkbox"/> 	The book report was turned in on time.
	<input type="checkbox"/>  <input type="checkbox"/> 	The objects were made with care and effort.
	<input type="checkbox"/>  <input type="checkbox"/> 	The handwriting on the organizer is neat and can be easily read.
<i>Content</i>		
	<input type="checkbox"/>  <input type="checkbox"/> 	On the organizer, each object's symbolism was explained in a way that was clear and understandable.
	<input type="checkbox"/>  <input type="checkbox"/> 	The objects show important moments, events, and ideas from the story,
	<input type="checkbox"/>  <input type="checkbox"/> 	All sections of the organizer were completed.
<i>Grammar, Usage, and Mechanics</i>		
	<input type="checkbox"/>  <input type="checkbox"/> 	The title of the book was capitalized correctly. (First word, last word, and ALL <i>Important</i> words.)
	<input type="checkbox"/>  <input type="checkbox"/> 	The title of the book was underlined.
	<input type="checkbox"/>  <input type="checkbox"/> 	The author's name was capitalized correctly.
	<input type="checkbox"/>  <input type="checkbox"/> 	ALL sentences on the organizer were complete with correct capitalization of names, places, and at the beginning of sentences.

*In a few sentences, write about what you learned about yourself connected to the level of effort you put into your assignments.*

Rate YOUR work:



# Examples of Memory String book report:

