


January Biography Book Report Instruction Sheet



- Read a biography of someone who is interesting to you. A biography is the story of their life.



Directions:

- After reading your biography, think of an object that relates to or stands for that person.
- Now, draw that object as a LARGE picture that you will cut out.
- On your object, write ALL the information for this project.
(Write these facts down AS YOU READ your book so you will have them ready when you do your project.) **Birth and death dates may not be part of the 5 important facts.**
 - Your name & number
 - Information about your book.
 - 5 interesting facts
 - 3 important points
- Complete and turn in the Reflection Sheet for this project.

Where to get your information:

You need to get ALL of the facts from the biography book you are reading.
DO NOT use the internet or an encyclopedia.

Examples:




On the back is a place to organize your facts and information.

Citing Text Evidence



- The text says...
- The author wrote...
- According to the text...
- Based on what I read...
- The illustration shows...
- I know _____ because ...
- On page _____, the author said...
- I believe the character acted this way because...
- I feel/think/believe _____ because according to the text it states...

January Biography Book Report Work Sheet



This is not your project, just a place to organize your facts, ideas, and thoughts.

Information About Your Book:

- My biography is about _____.
- The title of my book is _____.
- The author is _____.

My 5 interesting facts I read about my person:

Birth and death dates are NOT part of the 5 important facts.

1. _____

2. _____

3. _____

4. _____

5. _____

If I want, I may include their birth and death dates: _____

My 3 interesting points about my person:

- What is something that happened to your person that helped them become the we know?

- I think this person is important for us to know because:

- I decided to draw a large _____ to represent or stand for my person because

January

Name _____ # _____

Biography book report checklist

Fill out and turn in this project checklist with book report.

Teacher	Me	Checklist Items
<i>Work Habits</i>		
	☺ ☹	The book report was turned in on time.
	☺ ☹	The project was made with care and effort.
	☺ ☹	The handwriting is neat and can be easily read.
<i>Content</i>		
	☺ ☹	All the information about the book was included.
	☺ ☹	The project included 5 interesting facts from the book you read.
	☺ ☹	Three interesting points were also included.
	☺ ☹	Evidence from the text was cited at least three times.
<i>Grammar, Usage, and Mechanics</i>		
	☺ ☹	The title of the book and author were capitalized correctly. The title of the book is underlined.
	☺ ☹	ALL sentences used correct capitalization of names, places, and at the beginning of sentences.
	☺ ☹	When writing sentences, correct punctuation was used.
<i>Other:</i>		
Something else you think your teacher should notice:		

What do you wish you had spent more time on or done differently with this project?

What part of this project did you do your best work on?