


January Biography Book Report Instruction Sheet



- Read a biography of someone who is interesting to you. A biography is the story of their life.



Directions:

- After reading your biography, think of an object that relates to or stands for that person.
- Now, draw that object as a LARGE picture that you will cut out.
- On your object, write the title and author of the book you read.
- On your object, write 5 important **facts** about that person.
(Write these facts down AS YOU READ your book so you will have them ready when you do your project.) **Birth and death dates may not be part of the 5 important facts.**
- On your object, write why you think this person is important for us to know about.
- On your object, explain why you choose that object to represent your person.

Where to get your information:

You need to get ALL of the facts from the biography book you are reading.
DO NOT use the internet or an encyclopedia.


Examples:



On the back is a place to organize your facts and information.

January

Biography Book Report Work Sheet



This is not your project, just a place to organize your facts, ideas, and thoughts.

My biography is about _____.

The title of my book is _____.

The author is _____.

My 5 interesting facts I read about my person:

Birth and death dates are NOT part of the 5 important facts.

1. _____

2. _____

3. _____

4. _____

5. _____

If I want, I may include their birth and death dates: _____

I think this person is important for us to know because _____

I decided to draw a large _____ to represent or stand for my

person because _____
